



STERLING

**High Integrity Valve Regulated
Lead Acid Rechargeable Batteries**

HP & HPX Series

High integrity reliability for critical backup power applications, the maintenance-free valve regulated lead acid (VRLA) construction make Sterling HP & HPX series batteries the definitive choice for UPS, telecom and utility applications.

Sterling HP and HPX series are constructed with proprietary grid alloy and active material with a unique plate curing manufacturing process. This process allows for 99% gas recombination, providing extended float service life.

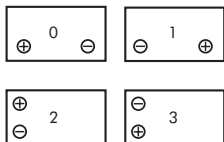
From grid design to curing and formation, every facet of the manufacturing process is controlled and completed in one production facility utilizing cutting edge, fully automated production technologies. Production standards for quality control are among the highest in the industry and are ISO certified.

PRODUCT OVERVIEW

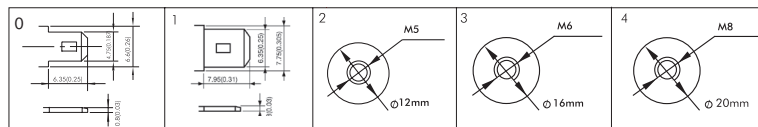
Part No.	Volts	Ah C20	Dimensions (mm)			Approx Weight (kgs)	Layout	Terminals Type
			Length	Width	T. Height			
HP Series								
HP7.0-12	12	7.0	151.00	65.00	99.00	2.06	2	0
HP7.5-12	12	7.5	151.00	65.00	99.00	2.35	2	0
HP12-12	12	12.0	151.00	98.00	101.00	3.50	2	1
HP18-12	12	18.0	181.50	77.00	167.50	5.40	1	2
HP20-12	12	20.0	181.50	77.00	167.50	5.78	1	2
HP26-12	12	26.0	166.00	175.00	125.00	7.80	1	2
HP35-12	12	35.0	195.00	130.00	178.00	11.20	0	3
HP45-12	12	45.0	197.00	165.00	170.00	14.20	1	3
HP85-12	12	85.0	259.00	168.00	214.00	24.0	0	3
HP110-12	12	110.0	330.00	173.00	220.00	30.60	0	4
HP140-12	12	140.0	345.00	172.00	280.00	41.20	0	4
HP200-12	12	200.0	522.00	240.00	224.00	61.0	3	4
HP260-12	12	260.0	522.00	268.00	226.00	73.0	3	4
HPX Series - High Rate								
HPX5.4-12	12	5.4	90.00	70.00	107.00	1.77	2	1
HPX9.0-12	12	9.0	151.00	65.00	99.00	2.66	2	1

Capacities may vary +/- 5%

Layouts



Terminals (mm/inch)



Caution

- Do not short circuit.
- Do not charge in a sealed container.
- Service life and operational characteristics will be affected by temperature.
- AC ripple reduces service life



RUN-TIME RATINGS WATTS PER CELL

HP Series	5 mins	10 mins	15 mins	20 mins	30 mins	45 mins	60 mins
HP7.0-12	40.1	28.2	21.6	18.0	13.3	9.48	7.66
HP7.5-12	48.8	32.55	25.65	21.1	15.1	10.8	8.59
HP12-12	76.2	46.1	35.7	30.1	22.9	17.2	13.9
HP18-12	114.3	69.1	53.5	45.1	34.3	25.8	20.8
HP20-12	123.4	86.6	66.3	55.4	41.0	29.2	23.6
HP26-12	160.4	112.6	86.2	72.0	53.3	37.9	30.7
HP35-12	216.0	151.5	116.0	96.9	71.7	51.0	41.2
HP45-12	249.5	179.2	140.9	113.8	86.6	63.3	50.9
HP85-12	443.6	318.7	250.4	202.3	153.9	112.6	90.4
HP110-12	549.1	404.8	337.7	280.6	206.5	150.3	120.8
HP140-12	748.5	537.7	422.5	341.3	259.7	189.9	152.6
HP200-12	-	791.5	625.9	521.7	384.8	281.4	226.1
HP260-12	-	-	782.4	632.1	481.0	351.7	282.5
HPX Series - High Rate							
HPX5.4-12	43.3	26.9	20.7	17.0	12.4	8.96	7.01
HPX9.0-12	69.0	43.1	33.5	27.1	19.9	14.3	11.2

All sizing to 1.67 V/C at 25°C (77°F)

All ratings subject to revision at discretion of manufacturer.

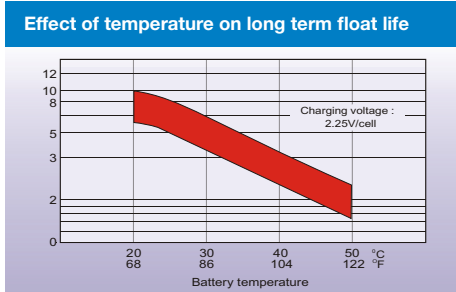
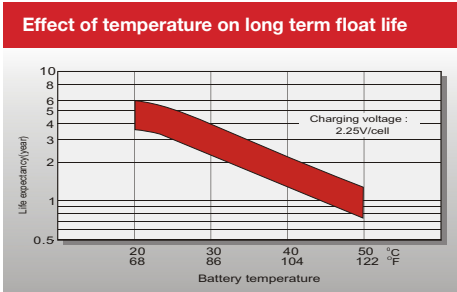
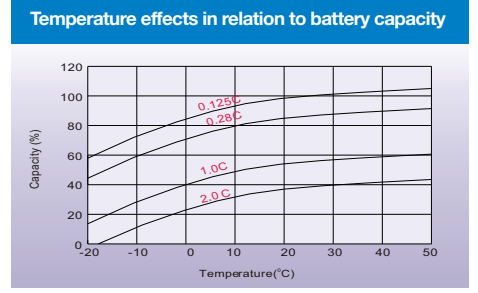
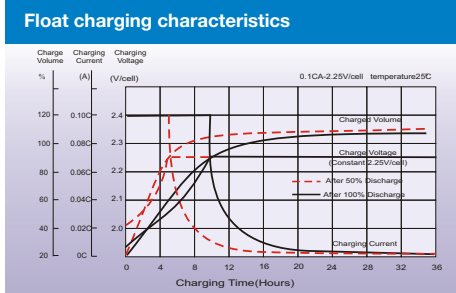
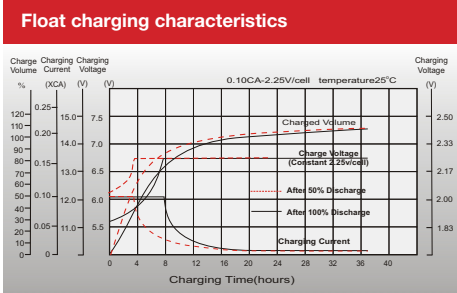
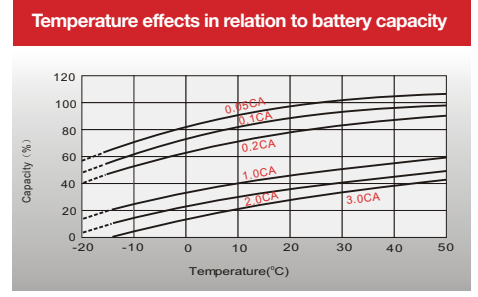
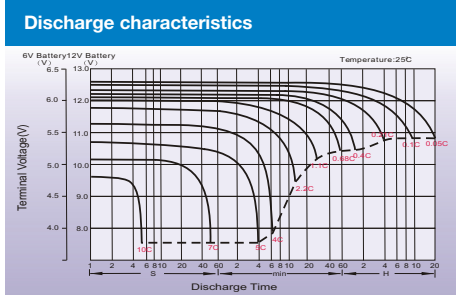
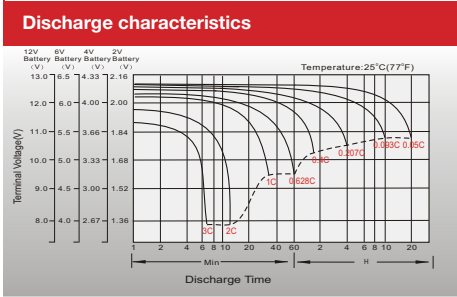
EXTENDED RUN-TIME RATINGS WATTS PER CELL

HP Series	1 Hr	2 Hr	4 Hr	6 Hr	8 Hr	10 Hr	20 Hr
HP7.0-12	7.32	4.20	2.60	1.87	1.49	1.23	0.648
HP7.5-12	8.22	4.74	2.87	2.1	1.66	1.372	0.74
HP12-12	12.7	7.69	4.68	3.42	2.71	2.26	1.2
HP18-12	19.1	11.5	7.02	5.12	4.07	3.39	1.8
HP20-12	22.5	12.9	8.0	5.76	4.58	3.77	2.0
HP26-12	29.3	16.8	10.4	7.49	5.95	4.9	2.59
HP35-12	39.4	22.6	14.0	10.1	8.01	6.6	3.49
HP45-12	47.5	29.4	18.5	13.2	10.5	8.97	4.67
HP85-12	84.8	52.3	32.8	23.4	18.7	15.9	8.3
HP110-12	110.8	66.0	40.1	29.9	24.0	19.9	10.4
HP140-12	142.4	88.2	55.4	39.5	31.6	26.9	14.0
HP200-12	211.0	130.6	80.7	58.6	46.8	39.9	20.70
HP260-12	263.8	163.3	102.6	73.2	58.5	49.8	25.9
HPX Series - High Rate							
HPX5.4-12	6.73	3.65	2.07	1.51	1.22	1.015	0.544
HPX9.0-12	10.7	5.82	3.30	2.41	1.95	1.61	0.867

All sizing to 1.75 V/C at 25°C (77°F)

All ratings subject to revision at discretion of manufacturer.

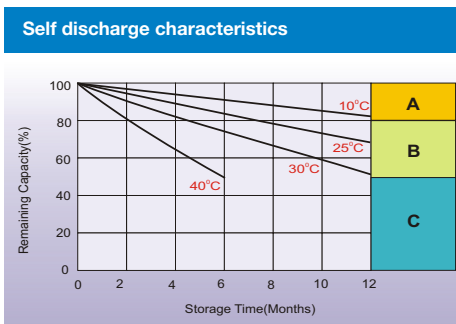
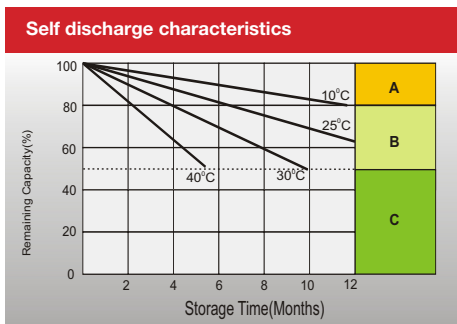
Charging and Discharging Information



No supplementary charge required (Carry out supplementary charge before use if 100% capacity is required.)
 Supplementary charge required before use. Optional charging way as below:

1. Charged for above 3 days at limited current 0.25CA and constant voltage 2.25V/cell.
2. Charged for above 20hours at limited current 0.25CA and constant voltage 2.45V/cell.
3. Charged for 8~10hours at limited current 0.05CA.

Supplementary charge may often fail to recover the capacity. The battery should never be left standing till this is reached.



Charging: (25°C/77°F)
 Standby use: Float charging voltage 13.50V to 13.80V.
 Charging voltage: 14.4 - 15.0V.
 Top charge: Product in storage (ambient temperature) requires a top charge every 6 months.

Bishops Stortford (Head Office)

Shield Batteries, 277 Stansted Road, Herts, CM23 2BT • T: 01279 652067

Battery Centres in: Leicester, Manchester, Poole & Yeovil

www.shieldbatteries.co.uk

